

LONG SILICONE LIGHT INDOOR V

WHITE LEDS



KEY FEATURES AND BENEFITS

- Flexible LED Strip
- 8 color variation
- Customizable 76 different lengths
- Side-Bend
- Clear type
- Optimum item for Indirect Lighting
- LEDs covered by Silicone Case
- Installation : See ACCESSORIES for options on straight and flexible mounting channels.
- Environment : Interior, dry location use only. Equivalent to IP40 rated.
- LED : 3 step MacAdam ellipses
- Power and Control : DMX-512,DALI on/off, and dimming control options.

ORDERING

PRODUCT No.

GMV10

22K

5064

1

PRODUCT

2

LED COLOR

3

LENGTH

1 PRODUCT

GMV10 Long Silicone Light V

2 LED COLOR

22K	2200K
25K	2500K
27K	2700K
30K	3000K
35K	3500K
40K	4000K
50K	5000K
65K	6500K

3 LENGTH

See length ordering guide.

PRODUCT SPECIFICATIONS

	GMV10
LEDS	105/m
LED PITCH	9.5 mm
2200K	760lm/m
2500K	750lm/m
2700K	930 lm/m
3000K	960 lm/m
3500K	1000 lm/m
4000K	1010 lm/m
5000K	1010 lm/m
6500K	940 lm/m
INPUT	24VDC
WATTS	8 W/m
WIDTH	14 mm
HEIGHT	21 mm
LENGTH	76.5 mm ~ 5064 mm
WEIGHT	125 g /m
BEAM ANGLE	100°
TRIM POINTS	Every 66.5 mm
Max Unit Connectable	5 m
Bending Radius	60 mm horizontal
Operating Temperature	-10° to 40° C

¹ End cap is 13x20 mm (1/2 x 13/16 in). See DRAWINGS.

² Standard. See LENGTH ORDERING GUIDE.

PRODUCT No.

Standard	LED COLOR
GMV10-22K	2200K
GMV10-25K	2500K
GMV10-27K	2700K
GMV10-30K	3000K
GMV10-35K	3500K
GMV10-40K	4000K
GMV10-50K	5000K
GMV10-65K	6500K

¹Lead wires at both ends* Type

LONG SILICONE LIGHT INDOOR V

WHITE LEDS

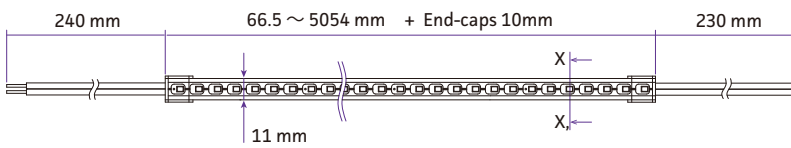
LENGTH ORDER CODE GUIDE (LENGTHS INCLUDE END CAPS.)

WHITE LED GMV10 OUTPUT MODELS

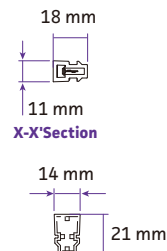
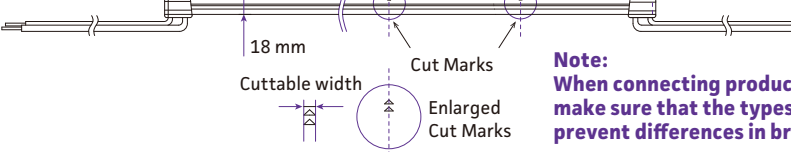
MM	MM	MM	MM	MM	MM	MM	MM	MM
76.5	675.0	1273.5	1872.0	2470.5	3069.0	3667.5	4266.0	4864.5
143.0	741.5	1340.0	1938.5	2537.0	3135.5	3734.0	4332.5	4931.0
209.5	808.0	1406.5	2005.0	2603.5	3202.0	3800.5	4399.0	4997.5
276.0	874.5	1473.0	2071.5	2670.0	3268.5	3867.0	4465.5	5064.0
342.5	941.0	1539.5	2138.0	2736.5	3335.0	3933.5	4532.0	
409.0	1007.5	1606.0	2204.5	2803.0	3401.5	4000.0	4598.5	
475.5	1074.0	1672.5	2271.0	2869.5	3468.0	4066.5	4665.0	
542.0	1140.5	1739.0	2337.5	2936.0	3534.5	4133.0	4731.5	
608.5	1207.0	1805.5	2404.0	3002.5	3601.0	4199.5	4798.0	

DIMENSIONS

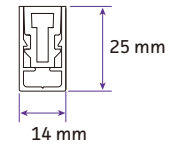
TOP VIEW



SIDE VIEW



Cross-sectional sizes when installed with FAC20-01GD / FAS00-01GD



Note: When connecting products and power supplies in parallel in multiple systems, make sure that the types and lengths of the wires in each system are the same to prevent differences in brightness and color between the products.

ACCESSORIES¹

ALUMINUM CHANNEL FOR STRAIGHT LINE

- FAS00-01GD**
Rigid channel for straight line installations.
Weight : 180g
W x H x L : 14 x 25 x 1000 mm



ALUMINUM CHANNEL FOR FLEXIBLE LINE

- FAC20-01GD**
Flexible channel for curvy line installations.
Weight : 180g
W x H x L : 14 x 25 x 1000 mm



¹ Select one method for installation. These accessories are not used together. See INSTALLATION.

